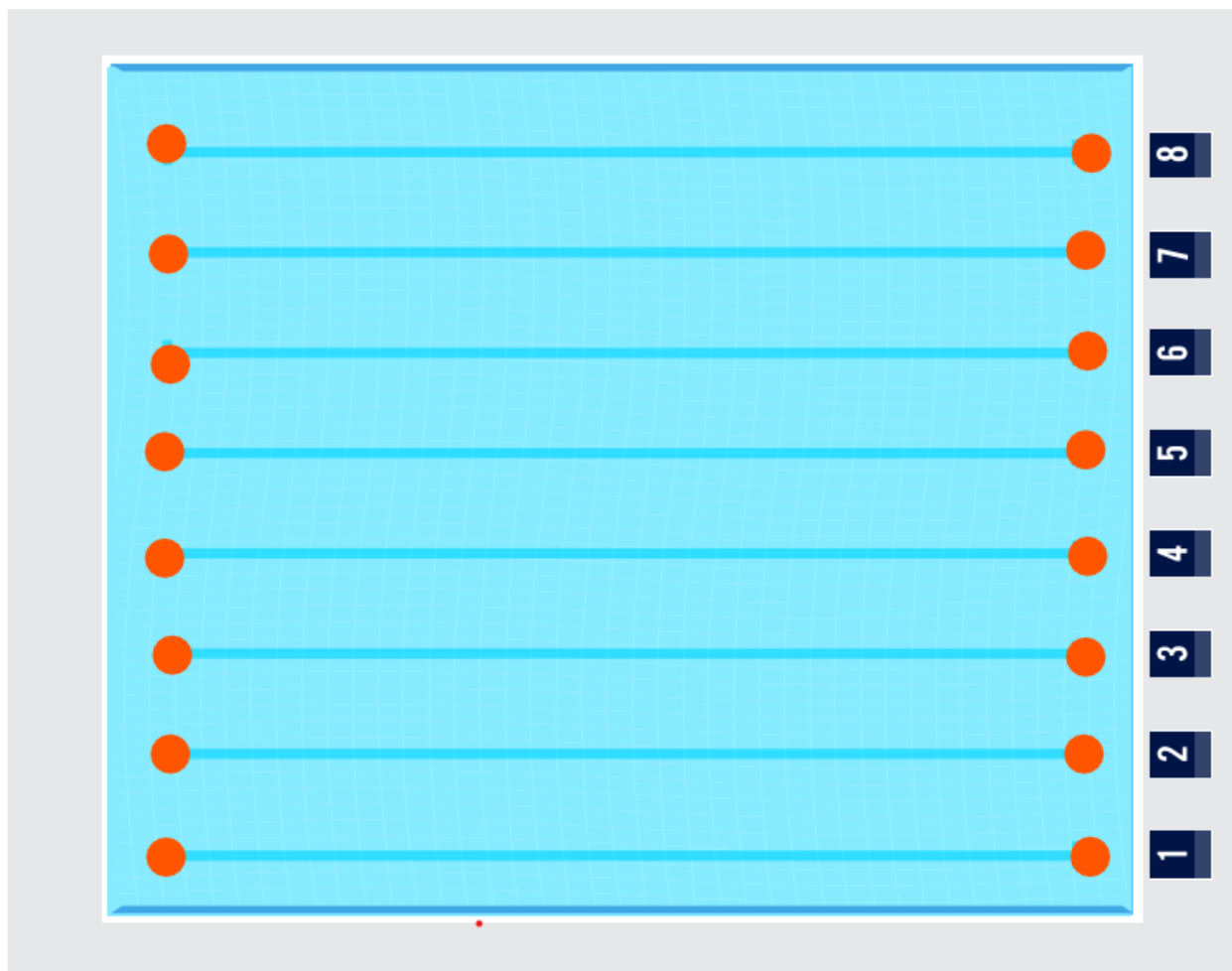

LAP SWIMMING RULES

1. Follow the policies posted on the policy board.
2. Lap Lanes are for recreational swimming and training. It is not to be used as a leisure area.
3. Only 2 swimmers per lap lane.
 - a. Opposite ends.
 - b. Swimmers must not stop on same side.
4. Same families are permitted to share space within six feet.
5. When entering/exiting a lane go under lane lines, do not climb over lane lines.
6. Training programs may share space within six feet (facility's discretion).
7. During hours of operation, Scuba has priority over lane 1.
 - a. Other lanes must be permitted by management.
8. During hours of operation swim teams have priority over lanes 6, 7, and 8.
 - a. Other lane must be permitted by management.

Lap Swimming



This diagram is depicting how lap swimming must be conducted during **COVID-19** protocol.

SPRINGBOARD DIVING RULES

1. When entering or leaving the facility masks must be worn.
2. While on deck and social distancing(6ft) cannot be observed masks must be worn.
3. While on deck maintain social distancing guidelines(6ft).
4. No swimming under active diving boarding.
5. While waiting in line for the diving board.
 - a. One person on the board at a time.
 - b. One person in line at the board at a time.
 - c. All others in line must be seated on the respected bleachers.
6. Divers must jump straight off the board.
7. Board capacity 10 per board.


Springboard Diving



This diagram is depicting how lap swimming must be conducted during **COVID-19** protocol.

SWIM PRACTICE GUIDELINES

1. Follow the policies posted on the Policy Board.
2. When entering or leaving the facility masks must be worn.
 - a. Masks should also be worn when going to the locker rooms/concessions.
3. While on deck and social distancing(6ft) cannot be observed masks must be worn.
4. While on deck maintain social distancing guidelines(6ft).
5. May only use the lanes reserved for them.
6. Must follow social distancing in water guidelines.
 - a. 3 swimmers per lane max.
 - b. one at opposite ends and one in the middle.
 - c. swimmers may share space within six feet during lap swimming.
 - d. 2 swimmers cannot be on the same end of the pool in the same lane.
7. Swim Team Parents should they be permitted into the facility must stay to the spectating areas provided.
8. Swim Team Parents must wear a mask if social distancing cannot be engaged.
 - a. Parents may not wear a mask if they can socially distance from other parents.
9. Swim coaches will coordinate with management or the headguard for pool space.
 - a. Lifeguards can enforce pool spaces should a policy be violated.
10. While sitting in the spectating areas mask should be worn if social distancing cannot be observed.
11. Please try to reduce your team's usage of the facilities.
 - a. Come ready to swim.
 - b. Locker rooms for restroom purposes.

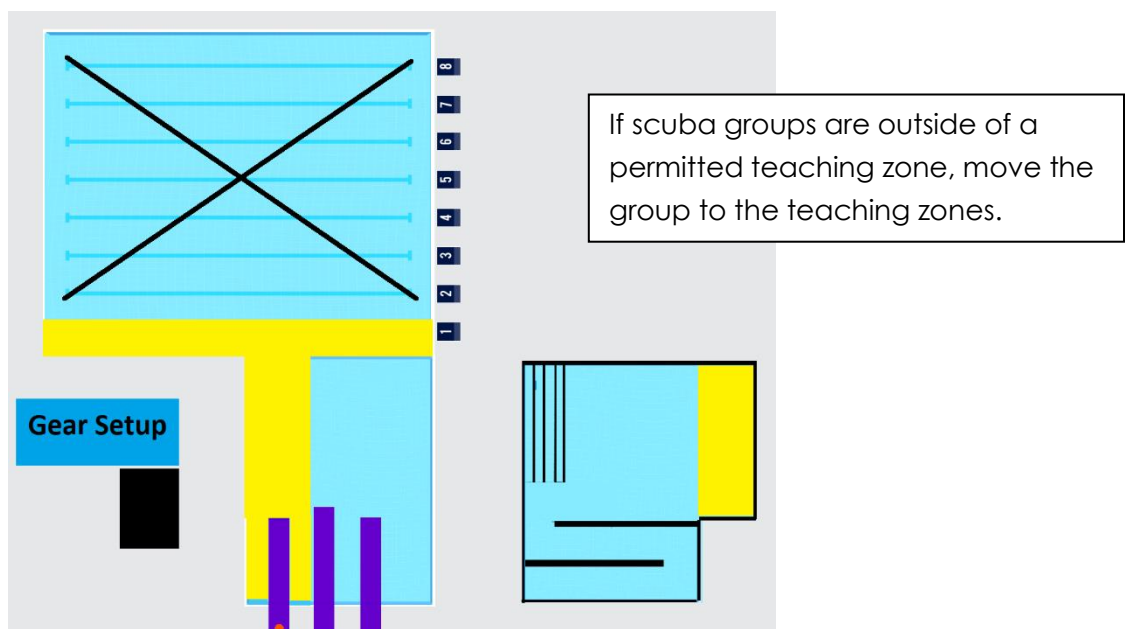


Swimmers are labelled in orange depicting how practices can operate during **COVID-19** protocol.

SCUBA CLASS GUIDELINES

1. In order to reserve lane space Scuba groups must register prior to their arrival to the facility.
 - a. Registration grants scuba groups access to 3 zones for teaching please see diagram for teaching zones.
2. Masks must be worn to enter or leave the facility.
3. While on deck maintain social distancing (6ft).
4. While on deck and social distancing (6ft) cannot be observed masks must be worn.
5. No more than 2 students to 1 instructor in one lane.
 - a. Lane 1.
6. Scuba groups must abide by these rules in order to continue teaching in the facility:
 - a. Scuba Masks will be kept in proper storage containers to ensure no broken lens on pool deck.
 - b. Scuba Masks will not be allowed to rest on the forehead.
 - c. Scuba Tanks will not be left standing, gear or no gear.
 - d. No gear on picnic tables.
 - e. Gear setup will be on deck left of lane 1.
7. Only 1 scuba group at a time.
8. Scuba groups have access to the dive well on the gear setup side and must enter and exit the water on that side.
 - a. Do not cross the active diving boards.
9. Swim tests may be conducted with 2 divers per lane starting at opposite ends.

Scuba Zones



This diagram shows the permitted teaching zones highlighted in yellow.*

UNDERWATER HOCKEY RULES

1. When entering or leaving the facility masks must be worn.
2. While on deck and social distancing(6ft) cannot be observed masks must be worn.
3. While on deck maintain social distancing guidelines(6ft).
4. Small group scrimmages/drills must be made of 10 individuals or less, in respected zones.
 - a. You will have access to the entire lap pool, your zones may be split using lane lines.
 - b. 5 on 5 line-ups.
5. Please try to reduce your team's usage of the facilities.
 - a. Come ready to swim.
 - b. Locker rooms for restroom purposes.